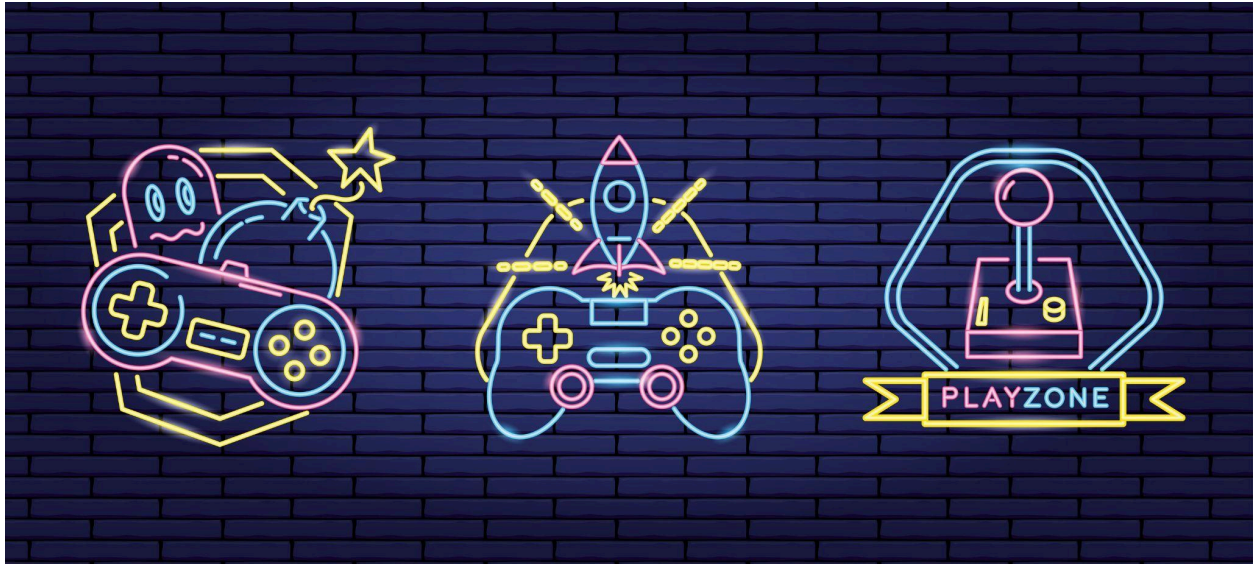


CENTRAL ESCARPMENT CUBOREE 2024: Information for Packs



Theme: Video Games!

It's time to get your game on! CECuboree 2024: Video Games is taking over more than just your living room. Prepare for a weekend of games coming to life.

Location:

14014 6th Line Nassagawaya, Halton Hills, Ontario (Blue Springs Scout Reserve, Blue Heron)

Price (may change):

- \$35/youth (full weekend or Saturday day trippers)
- \$20/Scouter or parent help
- \$50 non-refundable deposit due by March 31st, 2024
- Final Numbers and Full Amount due by May 14th, 2024

Cheques payable to "SCOUTS CANADA"

Mailing Address:

CECuboree Treasurer
10 Mediterranean Cres
Brampton, Ontario
L6Y 0T4

Contact Info

Camp Chief: cecuboree@gmail.com

Forms

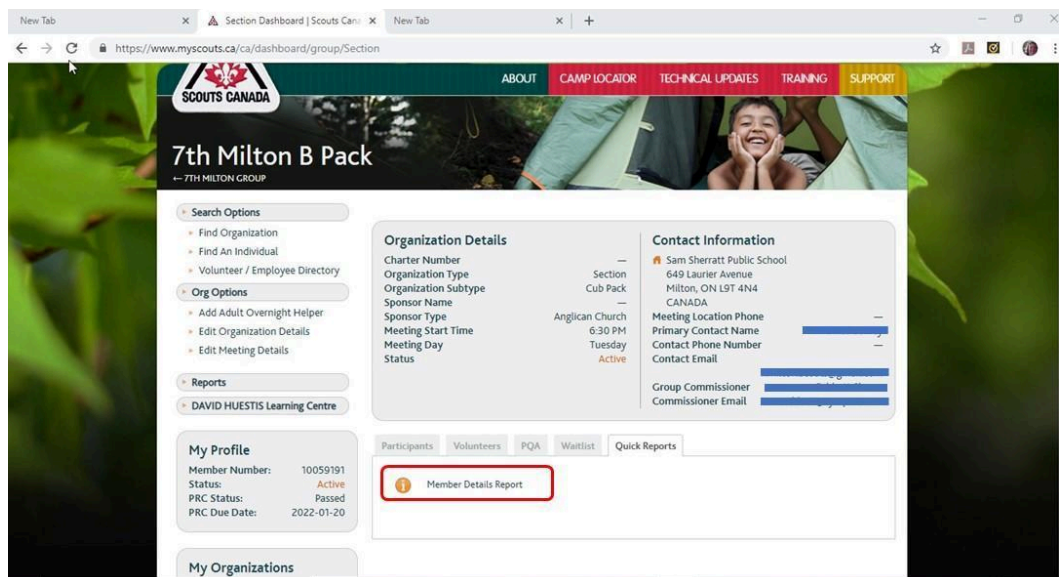
Level 3 Form:

Parent/guardian consent forms are required for participation in the Archery and Hatchet Throwing activities. Please keep ONE copy for each youth at camp. These forms can be completed online using Scoutstracker and printed for camp. You will be asked to present the forms at registration.

<https://www.scouts.ca/f/7134>

Medical Forms:

Scouts Canada Medical and Emergency Contact Forms for all participating youth and Scouters. Please ensure information is up to date. To get these forms, run a member details report from your section myscouts.ca account under the Quick Reports tab shown below. A physical fitness form is required for parents/guardians attending. Quick Report to get member details including medical and emergency contact information:



Physical Fitness Form Link for Parents/Guardians:

<https://www.scouts.ca/f/1li7s>

ONE HARD COPY OF THE EMERGENCY CONTACT AND MEDICAL FORMS OR PHYSICAL FITNESS FORMS IS REQUIRED TO BE PROVIDED WHEN YOUR GROUP REGISTERS ON ARRIVAL for use by MedVents for treatments as needed.

Please ensure you have a copy of your emergency contact information at your site as well.

AAF and Attendance:

A copy of your group's approved AAF is required to be handed in at registration. As well, a completed attendance list is required to be handed in. This list should be accurate to all participating adults and youth. Groups are required to ensure their Scouters are active in Myscouts before attending the event.

Registration:

Upon arrival on Friday evening a Scouter from each group will have to register the group at camp HQ. You will be provided with camp crests, camp wristbands, schedule and other information related to the camp at registration. All registered youth and Scouters MUST wear the provided wristbands for the duration of the camp. If one is lost, please go to the camp HQ to replace it immediately. Note that you will need to advise day-trippers arriving on Saturday morning of the procedures for arrival and departure outside of normal times (see Arrivals/Departures section).

Activities and Supplies Needed:

Activities are an open rotation format, meaning you choose what your pack wants to do and when. Packs will be scheduled for a time slot for Archery and Axe Throwing during the activity time. There are some activity supplies that groups should bring for themed activities:

1. Blank Cotton or cotton-blend T-shirts or pillowcases for your youth to silk-screen. Screening Ink will be red, so we recommend any contrasting colour. Screening works best on blank 100% cotton fabric.
2. There will be a themed cooking contest for interested packs. Details will be published on the event website <https://cecuboree.Scouter.ca/pack-info/cook-off-rules/>
3. There will be a contest for best youth themed costume (individual, not group)
4. There will be a contest for best themed group site. Make sure to decorate your campsite.
5. Opportunities for crest trading will be provided after the main activities on Saturday at the Chickadee Pavilion.
6. We encourage groups to bring a game or activity to supplement the camp provided activities. If you need assistance running it in order to be able to maintain the ratio with your Cubs, please bring instructions and we will provide an Offer of Service member to run it. Examples from past years include floor hockey sticks with beach ball, slack line, hoola hoops, giant minesweeper. Please discuss with the Camp Chief or Program Coordinator to determine the location of your game set-up on Friday at registration.

Campfires

Friday night there may be a Friendship Fire held at the fire pit next to Chickadee shelter. This is completely optional. Interested groups may bring some marshmallows to roast. Volunteers required to run this activity! If you would like to own this, please contact the Camp Chief. Saturday Night Campfire will be an INFORMAL youth-led campfire held at the Memorial Lane Campfire on the BSSR side of the camp. Safety staff will aid in the safe crossing of 6th Line. There will be no fires allowed in the camping area.

First Aid:

Each group must have a Scouter with a first aid certification and with proper equipment per Scouts Canada Policy. There will also be a First Aid Team available during the camp. They will be located at Camp Head Quarters, and will be stationed around the camp during activities. They can be contacted through the Safety Team/Site Services Team. The First Aid Team will be given the copy of each participant's medical/emergency contact info provided at registration. Groups MUST keep the originals on their site. DEHYDRATION is the biggest risk! Everyone has to have a water bottle and be drinking lots of water during the camp.

Communication:

Safety and First Aid Team members will be located throughout the camp and at the Camp Head Quarters. The Safety Team and First Aid Team will have radio contact between themselves and Camp Chief. You will be provided with a list of contact numbers to be used in emergency with your registration package on arrival. There will also be an information board in camp.

Friday Scouter Meeting:

There will be a Scouter meeting on Friday evening at 10PM to review important information for the weekend. Details to be provided on arrival in your Scouter package. Final schedules will be posted at Camp Headquarters. Please check when you register.

Garbage and Grey Water

There will be no garbage collection at the camp and every group is responsible for taking their garbage with them. The garbage cans and bags at the hand washing stations are for the garbage produced by the Hand Washing Stations Only.

There will be a Grey Water tank located at the camp. Please use it. Grey water should not be poured anywhere, but in this tank.

Cooking Fuel Restrictions:

Cooking fuel at your campsite is limited to white gas or propane ONLY for safety reasons.

Site Equipment:

Groups are expected to bring a dining shelter, tables and chairs of their own. If you do not have tables and chairs, please contact the Camp Chief. Your site is based on estimates for 4-man tent footprints, plus space to accommodate a dining shelter. If you have special needs (ie: power for CPAP) please advise the Camp Chief. There are limited sites with access to power.

Toilets:

There will be Portable toilets located in the main camping area including an accessible toilet, and hand sanitizer towers. There are also camp kybos available in the main activity areas that can be used on Saturday. Please inform a member of the Site Services Team if there is a problem with the toilets and it will be addressed. Thank you for helping keep the toilets clean!

Trailers/Equipment Drop Off:

Trailers may be permitted on your designated site you are able to fit it, your tents, and cooking area entirely within your site border. Otherwise it must be kept in the parking lot an area Safety will have designated for group trailers.

Trailers MUST be on-site by Friday June 7th at 5:30pm unless by prior arrangement with the Site Services Chief. We may be able to make provision for you to have your trailer on site earlier in the week. Contact Site Services Chief for arrangements. CECuboree volunteers are not responsible for trailer Safety. Scouter vehicles will be allowed into the campsite area to unload equipment. All vehicles MUST be off site and in the parking lot no later than 7 PM Friday night. This will be enforced by camp Safety and the Camp Chief. Please ensure your Scouter vehicle has the parking pass (attached).

Parking:

Parking will be provided for all vehicles attending the camp, as well as those just dropping off. All vehicles staying the weekend are required to have a Vehicle Information Pass on the dashboard, visible, in the case of emergency. The pass is the last page in the package and more copies can be obtained at Camp Head Quarters Friday night upon arrival to camp. Please carpool as much as possible to reduce congestion at the camp. Also, please remind parents what group they are with to ease confusion.

Arrivals/Departures:

1. Friday Arrival: Scouters can arrive as early as noon on Friday. Youth should be instructed to arrive at 7 PM and will be directed to their site by a member of the Site Services Team. Parent vehicles are NOT permitted into the campsite area.
2. Arrivals and departures outside normal times: Both youth and Scouters are required to sign out/in at Camp Head Quarters with the Safety Team member posted there, including short duration absences.
3. Saturday Day Trippers: For white tail Beavers or Cub youth attending only for Saturday activities, please arrive by 8:00 AM to be able to participate in opening ceremonies, and depart by 9:00 PM following mug-up. Please follow sign in/out procedures.
4. Entry to the camp will be restricted during Opening and Closing ceremonies. Groups will not be allowed to have vehicles on their site before closing. Trailers and vehicle carrying group gear will not be allowed to depart from their site until after closing on Sunday
5. Sunday Pick-Up: Any time after 10 AM but is to the discretion of the Group's Scouters. Entry will be closed during closing ceremonies.
6. Please ensure your site is inspected prior to group departure.
7. For a schedule of events, please see our web page <https://cecuboree.Scouters.ca/schedule>

Camp Schedule

Friday:

2:00 PM Pack Scouter arrival and set-up (OOS can arrive as early as 9 AM to assist with camp set-up)

7:00 PM Cub Scout arrival

8:00 PM Friendship Fires at Chickadee Shelter

9:00 PM Offer of Service meeting

10:00 PM Scouter meeting – Chickadee Shelter

11:00 PM Quiet time

Saturday

8:30 AM Gather for Opening

9:00 AM Opening and Land Acknowledgement

9:30 AM to 12:00 Noon Morning activities rotation

12:00 Noon to 1:30 PM Lunch

1:30 PM to 4:30 PM Afternoon activities rotation

4:30 PM to 7:00 PM Free time/Dinner (on site)

5:00 PM to 7:00 PM Cook Off Challenge judging

8:00 PM to 8:30 PM Gather for Campfire (Memorial Lane)

8:30 PM to 9:30 PM Campfire

10:00 PM Scouter meeting- Chickadee Shelter

11:00 PM Quiet time

Sunday

9:00 AM Closing

10:00 AM Parent pick-up, Tack Shop near Admin tent

12:00 Noon Vacate camp

Vehicle Information Pass

CECuboree 2024

Group: _____ Council: _____

Drivers Name: _____

Telephone Number: (_____) _____ - _____

THIS FORM IS TO BE DISPLAYED ON THE DASHBOARD OF THE VEHICLE AT ALL TIMES DURING THE CECUBOREE.

This form is to be filled out and left visible on the dashboard of any vehicle staying the weekend. The information on this in the situation where something may have happened, and the owner needs to be informed. If at any point more passes are needed, please go to Camp Head Quarters across from the parking lot to obtain them. Every vehicle is expected to have one of these passes on their dashboard for the duration of the event.

Vehicle Information Pass

CECuboree 2024

Group: _____ Council: _____

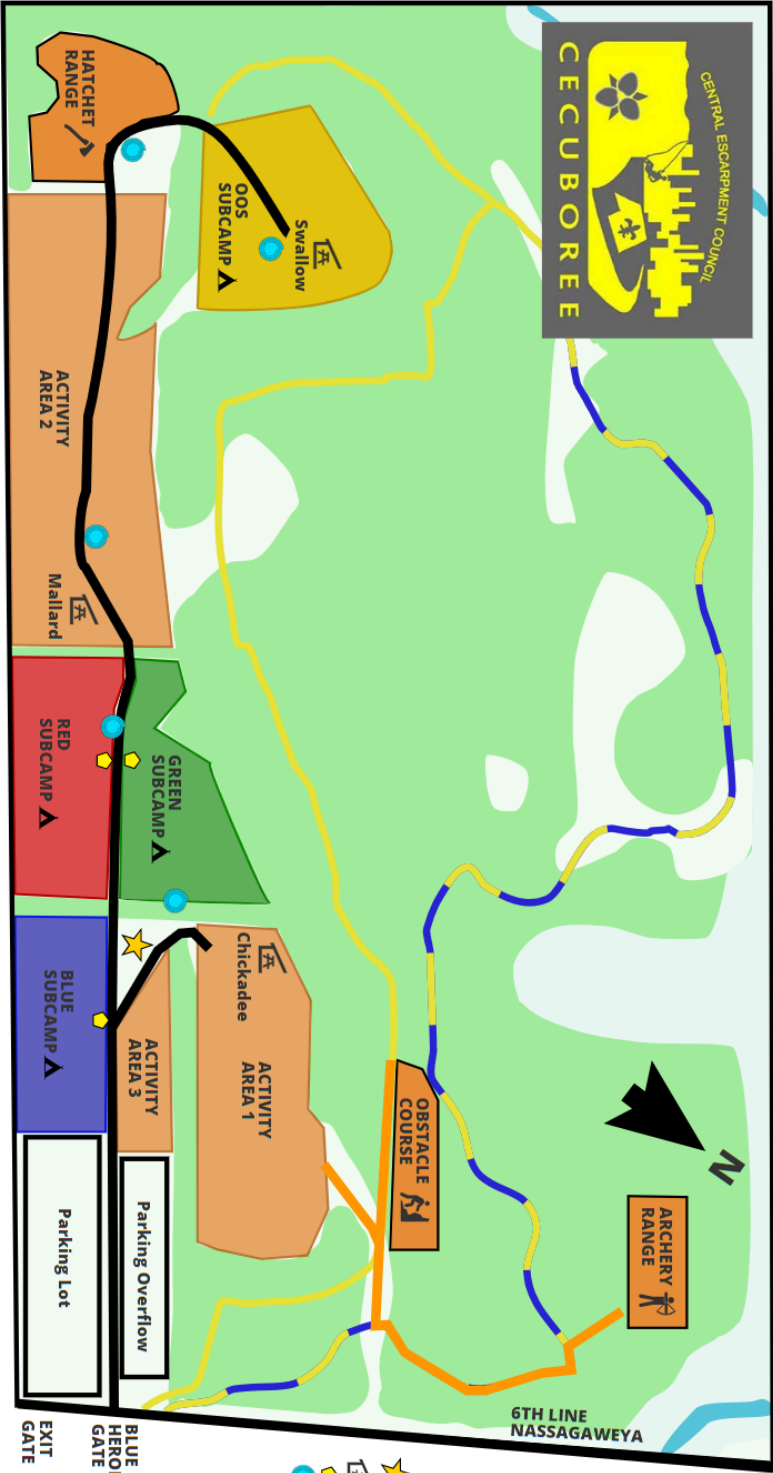
Drivers Name: _____





Telephone Number: (_____) _____ - _____

THIS FORM IS TO BE DISPLAYED ON THE DASHBOARD OF THE VEHICLE AT ALL TIMES DURING THE CECUBOREE.

This form is to be filled out and left visible on the dashboard of any vehicle staying the weekend. The information on this in the situation where something may have happened, and the owner needs to be informed. If at any point more passes are needed, please go to Camp Head Quarters across from the parking lot to obtain them. Every vehicle is expected to have one of these passes on their dashboard for the duration of the event.

Camp Map



-  CAMP HQ
-  PAVILLION
-  PORTA POTTY
-  WATER

 BLUE HERON GATE
 BLUE SUBCAMP
 EXIT GATE