


Central Escarpment Cuboree 2026

June 12 - 14, 2026

Offer of Service (OOS) Registration Package



Location

14014 6th Line Nassagawaya, Halton Hills, Ontario (Blue Springs Scout Reserve, Blue Heron)

Cost

- **\$25** – Includes camp-provided meal plan
- **\$10** – If you bring your own food or arrange to eat with an attending Cub Pack

Cost covers: camp crest, meals (if you select the meal plan), and a contribution toward kybo and site service rentals.

Thank you for joining CECuboree!

This package includes all the information you'll need to prepare for Offers of Service at our camp. Your volunteer support is greatly appreciated and plays a key role in creating an unforgettable camp experience.

Please take a moment to review all the materials carefully to ensure the smoothest and most enjoyable experience. If you have any questions, don't hesitate to reach out to the camp staff at cecuboree@gmail.com.

To confirm your participation, please complete our online registration form by **Friday, May 29, 2026**. This will allow us time to assign Offers of Service to activities.

We look forward to seeing you at camp!

Sincerely,

The CECuboree Team

Forms Required for Group OOS Registration - to be brought to camp registration on Friday night

Category 2 Adventure Application Form (AAF)

In Scoutstracker, your event must be listed as Category 2. This will generate a Category 2 Adventure Application form which must be approved and signed by your Group Commissioner.

**** A printed copy of your approved AAF must be submitted at registration. ****

Attendance

This list should be accurate for all adults and youth participating as OOS and should include membership numbers. Groups are required to ensure their Scouters are active in MyScouts before attending the event.

****An attendance list for your OOS's must be submitted at registration. ****

Youth Signed Code of Conduct

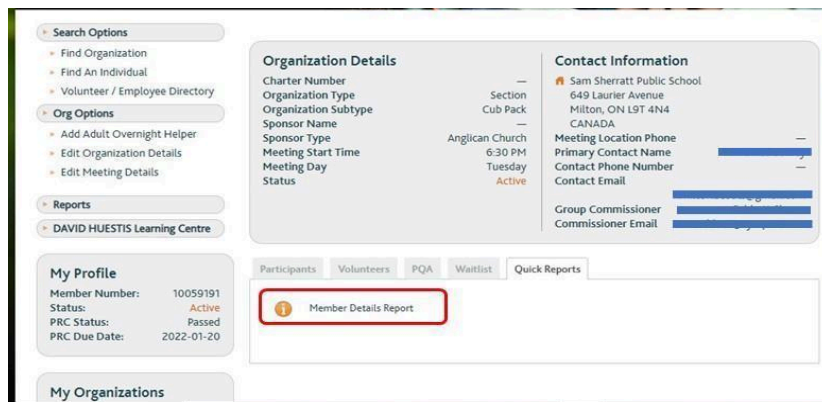
Each youth attending as Offer of Service must read, understand and sign a youth scouter code of conduct form. <https://scoutsca.s3.ca-central-1.amazonaws.com/2020/09/youth-scouter-code-of-conduct.pdf>

****Copies of the signed youth code of conduct must be submitted at registration. ****

Medical Forms (two copies)

Scouts Canada Medical and Emergency Contact Forms are required for all participating youth and Scouters. Please ensure information is up to date. To get these forms, run a member details report from your section myscouts.ca account under the Quick Reports tab shown below. A physical fitness form is required for parents/guardians attending. Quick Report to get member details including medical and emergency contact information. I suggest printing two pages per sheet and double sided to save paper.

***** Each group must bring two printed copies of the Emergency contact and medical forms: one to be submitted at registration for use as needed by MedVents and one remaining on your campsite or with your Scouter in charge. *****

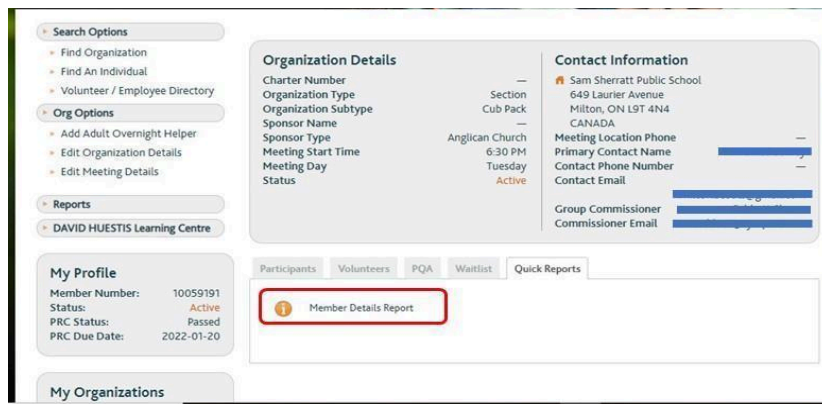


Forms Required for Individual OOS Registration - to be brought to camp registration on Friday night

Medical Forms (two copies)

Scouts Canada Medical and Emergency Contact Forms are required for all participating youth and Scouters. Please ensure information is up to date. To get these forms, run a member details report from your section myscouts.ca account under the Quick Reports tab shown below. A physical fitness form is required for parents/guardians attending. Quick Report to get member details including medical and emergency contact information. I suggest printing two pages per sheet and double sided to save paper.

***** Each group must bring two printed copies of the Emergency contact and medical forms: one to be submitted at registration for use as needed by MedVents and one remaining on your campsite or with your Scouter in charge. *****



Venturer Youth Volunteer Screening

All Venturers participating as OOS must complete the following steps as outlined by Scouts Canada:

1. Signed Code of Conduct:
<https://scoutsca.s3.ca-central-1.amazonaws.com/2020/09/youth-scouter-code-of-conduct.pdf>
2. Completed Scouting Fundamentals Training
3. Completed Respect in Sports Training
4. Provide a written letter of reference from their Company Scouter indicating suitability for the role

Parents of Youth Offers of Service must contact the Help Centre to enable web-access to their child's Myscouts profile in order to complete the required screening and training.

Arrival and Registration (Full Weekend OOS)

Upon arrival, please register at the Camp HQ/Registration before setting up your camp. Payment is required upon arrival, if still owing. Arrival time is between 5:00 PM and 7:00 PM on Friday.

OOS Meeting

A OOS meeting will be held on Friday at 9:00 PM to review important information for the weekend, to receive your OOS camp necker and your camp assignments.

Departure (Full Weekend OOS)

Upon departure, please take all your garbage with you and clean up your site. You will need to get your site checked by a member of the Safety Team before you leave. Departure time is before 12:00 pm on Sunday.

Arrivals and Registration (Saturday Only OOS)

Please register at the Camp HQ/Registration when you arrive. This is where you will receive your camp necker, and wristband. Payment is required upon arrival, if still owing. Arrival time is no later than 8:00 am on Saturday.

Departures (Saturday Only OOS)

Please sign out at Head Quarters/Registration before leaving. All Day Offers of Service must be departed from the camp before 10:00 pm on Saturday.

Camping

All Venturer and Rover Offers of Service will camp in the OOS Subcamp unless specific requests are made otherwise. You may choose your own site within the designated area so first come first serve. Scout OOS youth are welcome but should camp with their attending Cub packs unless Troop minimum scouter ratios can be maintained in the OOS sub-camp.

Food/Cooking

You have the option of bringing your own food or choosing the Camp OOS Meal Plan. Any OOS participants choosing to cook their own food are to dispose of all their garbage properly. Cooking must not be done near tents to reduce the fire hazard. Propane or white gas only for cooking fuel. Each OOS must bring a mess kit.

Garbage

The camp does not have garbage disposal facilities. Each OOS and Group is responsible for managing their own garbage collection. All garbage must be removed from the camp by the producer of said garbage.

Washrooms

Portable toilets and outhouses are located throughout the camp, and camp outhouses will be available in the OOS camping area.

Camp Neckers

Each OOS will receive a OOS Camp Necker which must be always worn. If you lose your necker, please go to Head Quarters ASAP. Anyone without their neckers will be asked to put it on. Neckers will be traded in at the end of camp for a camp crest.

Activities for OOS

We are working to provide evening activities for OOS on Friday and Saturday. The activities will only be offered after the camp Cub activity periods are completed.

Hydration

Please keep hydrated as much as possible. Drink lots of water and Safety Personnel will be around with water bottles if you need more during activity times. Wearing hats is also strongly recommended.

Charging Devices

There will be no outlets or power sources available for charging personal electronic devices.

Cell Service

Please note that Bell cell service is limited at Blue Springs Scout Reserve.

Coffee and Tea

Coffee and tea will be available to all Offers of Service and Scouters at Swallow's Nest. Please bring your own mug.

Offer Of Service Subcamp

Venturer and Rover Offer of Service participants will have their own subcamp separate from the cub youth subcamps. No Cub youth are to be allowed into OOS Subcamp. Please respect everyone around you and keep noise levels to a minimum during quiet hours. Also, remember there are youth around who look up to you as a role model. Scouts Canada's B.P.& P. will be enforced. Scout OOS may have the option of camping in the OOS area but only if Troop youth/scouter ratios are met.

Lost and Found

If there are any items left behind at your activity, please give them to a Safety Personnel or please bring them to Head Quarters when you have a chance. If you lose something, please go to Head Quarters to see if it has been returned. At closing, all items in the Lost and Found will be presented and those items which are not claimed, will be either donated or disposed of.

Camp Activity Assignment

There are many activities both active and administrative which need people to run them. Please select the top 3 activities you would like to run when you register. We cannot guarantee you will get the activity you would like, but each activity is fun for all to participate in and run. Your activity assignment will be provided on arrival unless previously arranged with our OOS chief.

If there is an activity you think would be a fantastic addition, we welcome ideas. Please contact us before the camp at cecuboree@gmail.com

Activity Expectations

OOS staff are responsible for their assigned activity. Instructions and supplies for each activity will be provided at the camp HQ Friday evening.

- Set up the activity either Friday night or Saturday by 9am
- Run and maintain the activity during the activity periods
- Clean up the activity on Saturday at the end of the activity period

There will be an hour break, between 12:00 pm and 1:30 pm for lunch. Please be back to your activity about 1:20pm as groups will begin to circulate again.

Sample OOS Menu

- Friday Meeting Snack – Tea, Hot Chocolate, sweets & snacks
- Saturday Breakfast – Sausage or Back Bacon on a Bun, accompaniments, Fruit, Coffee &/or Tea
- Saturday Lunch – Deli Sandwiches, Vegetables and Dip, (Soup if cold weather), Dessert, Drinks
- Saturday Dinner – BBQ Pork chops, mashed potatoes, salad, Dessert, Drinks
- Saturday Evening Snack - Tea, Hot Chocolate, snacks
- Sunday Breakfast – Muffins & Bagels, accompaniments, Fruit, Coffee &/or Tea
- Water and snacks will be provided throughout the day Saturday while you run your activity

Please advise of any special dietary requirements or allergies when you register.

Vehicle Information Pass

CECuboree

Group: _____

Drivers Name: _____

Telephone Number: (_____) _____ - _____

THIS FORM IS TO BE DISPLAYED ON THE DASHBOARD OF THE VEHICLE AT ALL TIMES DURING THE CECUBOREE.

This form is to be filled out and left visible on the dashboard of any vehicle staying the weekend. Please ensure accurate information so that in the event of an emergency, the owner can be contacted. Every vehicle is expected to have one of these passes on their dashboard for the duration of the event.

Vehicle Information Pass

CECuboree

Group: _____

Drivers Name: _____

Telephone Number: (_____) _____ - _____

THIS FORM IS TO BE DISPLAYED ON THE DASHBOARD OF THE VEHICLE AT ALL TIMES DURING THE CECUBOREE.

This form is to be filled out and left visible on the dashboard of any vehicle staying the weekend. Please ensure accurate information so that in the event of an emergency, the owner can be contacted. Every vehicle is expected to have one of these passes on their dashboard for the duration of the event.